Hospital do Coração

Rua Desembargador Elizeu Guilherme, 167 - Paraiso
Telefone: 11 3053-6611 Fax: 11 3053-6611

Data do exame
7/12/2018

SUMÁRIO DO EXAME DE HOLTER

Hora de início
9:15

Paciente:	S. Sampaio. Paulo R.	Nº Id.	
Endereço:		Idade 61 anos	DDN: 31/7/1957 Sexo: Masc.
Marcapasso:	Não	Peso:	Altura:
Médico Responsável:	Dr Juan Carlos Pachon Mateos	Médico Solicitante Clínica:	Dr. Joao E. Piccirillo.
Indicações:	Avaliaçao Cardiolgoica - Sul America.		
Medicação:	Vastarel, Mudoretic, Potassio,Magnesio B6, Vit, K		

FREQUÊNCIA CARDÍACA

FC mínima-4 Intervalos:	57 bpm at 6:19
FC máxima-4 Intervalos:	127 bpm at 17:00
FC média-24 Horas:	87 bpm
FC mínima-Hora a hora:	69 bpm at 5:00
FC máxima-Hora a hora:	115 bpm at 9:00
Batimentos analisados:	124235
Minutos analisados:	1427
Horas de gravação:	24 horas 0 minuto

VENTRICULAR

Total EV:	0
Total Pares-EV:	0
Total TVNS:	0
TVNS + longo:	N/D
FC máxima TVNS:	N/D
FC mínima TVNS:	N/D
Evs por 1000/por Hora:	0.00/0.00
R sobre T Ventricular:	N/D

VARIABILIDADE FREQ. CARD.

SDNN-24 Horas:	83
SDANN Índice:	87
SDNN Índice:	27
rMSSD:	17
pNN50:	1
Análise Espectral-24 horas:	711.0
Análise Espectral mín. p/ hora:	261.8
Análise Espectral máx. p/ hora:	1572.7

ANÁLISE DO SEGMENTO ST

Minutos totais ST Cn1:	0
Minutos totais ST Cn2:	0
Minutos totais ST Cn3:	0
Depressão máx. Delta ST:	N/D
Elevação máx. Delta ST:	N/D
Máx. Episódio ST:	N/D
FC máx em episódios ST:	0

SUPRAVENTRICULAR

Total SV:	8058
Total pares SV:	11
Total TPSV:	2(Total de Batimentos 11)
TPSV + longo:	7@144 bpm (11:22:20)
FC máxima TPSV:	4@147 bpm (22:38:26)
SVs por 1000/por hora:	64.83/336.22
Batimentos aberrantes totais/Taqui:	0/0
Fib/Flutter Atrial:	0.0%

PAUSA

Pausas maiores do que 2.0 seg:	0
Pausa máxima:	N/D

QT

QT máximo:	559 ms (CN. 1)
QTc máximo:	572 ms
Hora do QT/QTc máx:	às 23:48. FC 84 bpm.
BBB	N/D

ECG DOS EVENTOS SIGNIFICATIVOS

11:22

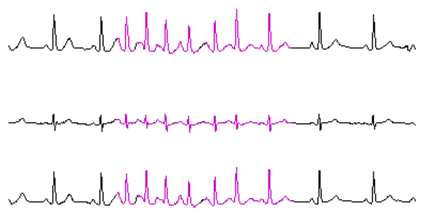

TPSV

12:56

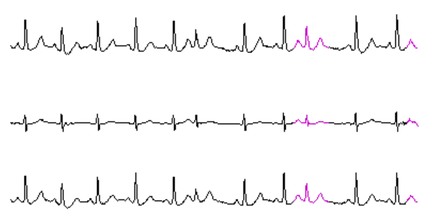

R-R + Longo

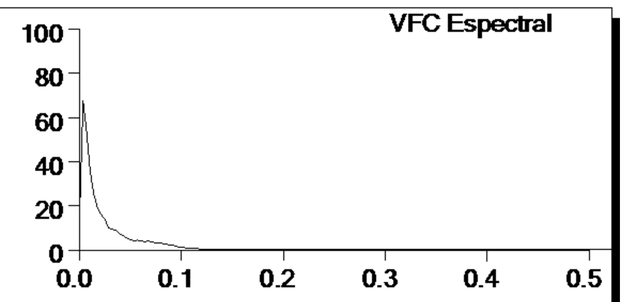

Power:711.0 VLF:532.4 LF:134.0 HF:36.5

06:19

FC mín

17:00

FC máx

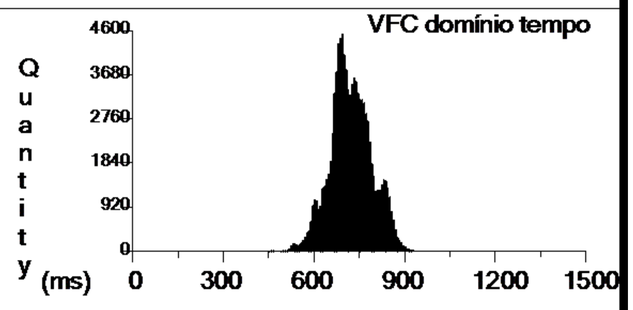

Intervalos R-R 24 Horas-Todas as freq. cardíaca

CONCLUSÕES

1. Ritmo sinusal. Períodos de taquicardia sinusal.
2. Extrassístoles supraventriculares conduzidas com e sem aberrância, isoladas, bloqueadas, muito frequentes. Ocorreram dois episódios de TPSV não sustentada (máx=7 batimentos).
3. Comportamento normal da condução atrioventricular.
4. A condução intraventricular não se modificou no decorrer do exame, com complexos QRS dentro dos limites da normalidade.
5. Ausência de arritmias ventriculares.
6. Ausência de alterações significativas de ST-T.
7. Comportamento normal do intervalo QT
8. Diário elucidativo. O sintoma "Pulso irregular" foi referido na presença de extrassístoles supraventriculares conduzidas.
9. Variabilidade R-R de 83 ms.

Assinatura do médico: Dr. Juan Carlos Pachon Mateos
Cardiologia, Arritmias, Marcapassos e Desfibriladores
CRM 85092

Copyright 1975-2012, Todos os direitos reservados. Versão: 4.0076.O médico deve rever a informação Printed: 13/12/2018 07:50:49 2018

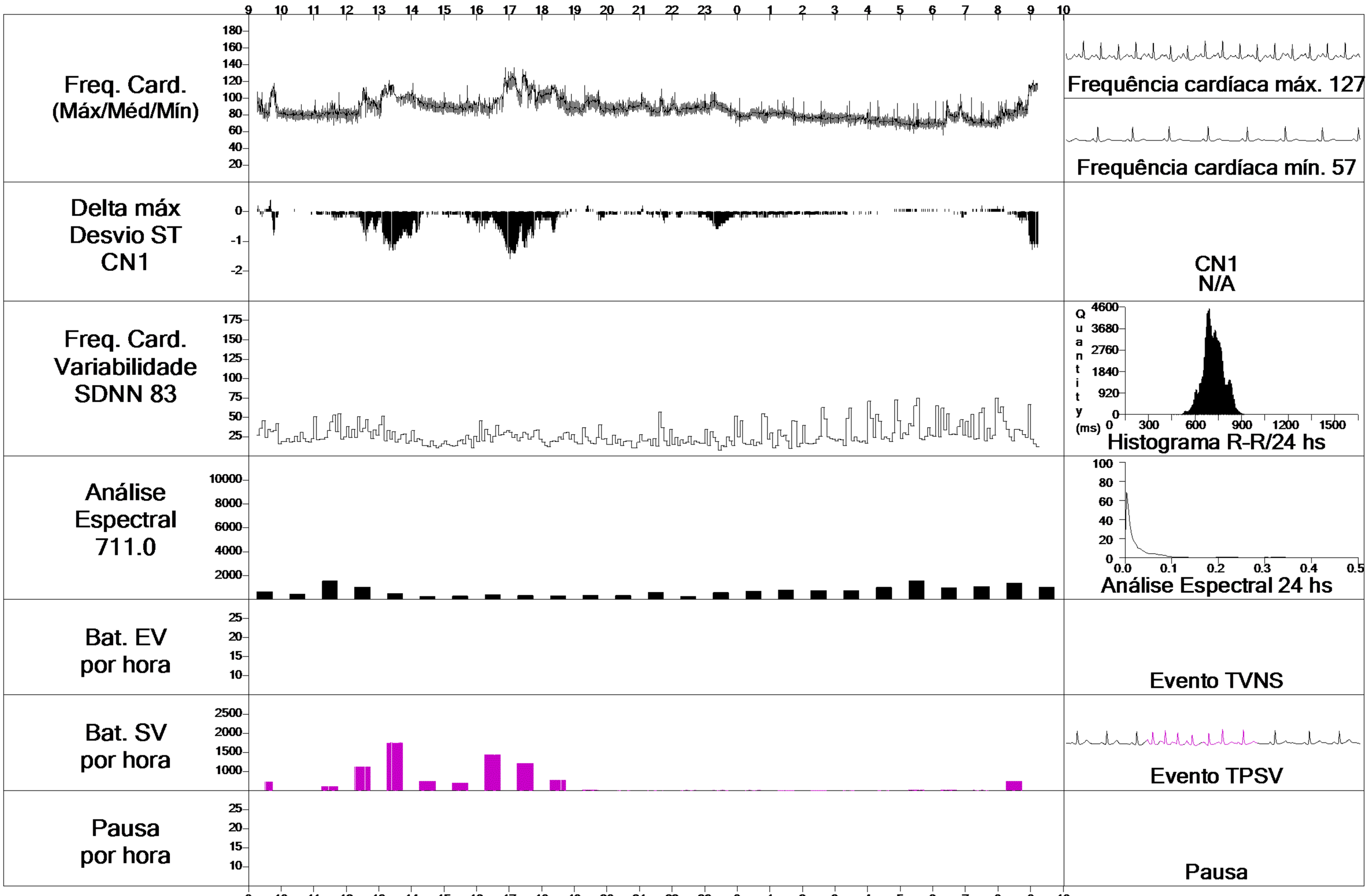

Hora	Total Freq. Card.	Méd Freq. Card.	Mín Freq. Card.	Máx Freq. Card.	SDNN	Análise Espectral	Delta ST CN 1		Delta ST CN 2		Delta ST CN 3		VE	Par VE	TVNS	SV	SV TPSV	Pausa > 2.0 sec	Bige.-SV	SV-Tri	Bige.-V	Trige.-V	BBB
9:15	3965	90	73	113	69	655.8	0	-0.3	0	+0.2	0	-0.3	0	0	0	344	0	0	38	0	0	0	0
10:00	4789	80	72	90	23	469.3	0	-0.1	0	+0.3	0	0.0	0	0	0	0	0	0	0	0	0	0	0
11:00	4915	82	68	102	38	1543.1	0	-0.3	0	+0.2	0	-0.3	0	0	0	173	1	0	4	3	0	0	0
12:00	5386	90	70	110	57	1049.2	0	-0.7	0	0.0	0	-0.7	0	0	0	928	0	0	34	44	0	0	0
13:00	6275	105	79	112	61	501.1	0	-1.3	0	-0.2	0	-1.1	0	0	0	1845	0	0	45	134	0	0	0
14:00	5569	93	82	113	27	261.8	0	-0.8	0	0.0	0	-0.8	0	0	0	378	0	0	2	26	0	0	0
15:00	5360	89	76	101	20	295.4	0	-0.4	0	+0.1	0	-0.4	0	0	0	308	0	0	1	23	0	0	0
16:00	5889	98	76	125	68	387.3	0	-0.9	0	0.0	0	-1.0	0	0	0	1389	0	0	2	113	0	0	0
17:00	6696	113	87	127	47	331.8	0	-0.9	0	-0.2	0	-0.9	0	0	0	1061	0	0	20	49	0	0	0
18:00	5957	100	81	112	50	321.6	0	-0.7	0	0.0	0	-0.7	0	0	0	418	0	0	27	14	0	0	0
19:00	5453	91	79	108	40	367.0	0	-0.3	0	+0.2	0	-0.3	0	0	0	38	0	0	0	0	0	0	0
20:00	5279	88	80	101	22	330.4	0	-0.1	0	+0.3	0	-0.2	0	0	0	12	0	0	0	0	0	0	0
21:00	5292	88	79	111	41	592.2	0	-0.4	0	+0.3	0	-0.3	0	0	0	15	0	0	0	0	0	0	0
22:00	5258	87	79	99	24	272.3	0	-0.2	0	+0.3	0	-0.3	0	0	0	20	1	0	0	0	0	0	0
23:00	5313	89	73	107	43	587.4	0	-0.6	0	+0.2	0	-0.5	0	0	0	22	0	0	0	0	0	0	0
0:00	4796	80	69	102	34	703.9	0	-0.3	0	+0.2	0	-0.2	0	0	0	20	0	0	0	0	0	0	0
1:00	4807	80	68	97	33	812.6	0	-0.2	0	+0.2	0	-0.1	0	0	0	6	0	0	0	0	0	0	0
2:00	4562	76	63	98	32	749.9	0	-0.2	0	+0.2	0	-0.1	0	0	0	4	0	0	0	0	0	0	0
3:00	4550	76	66	98	31	754.8	0	-0.1	0	+0.2	0	0.0	0	0	0	18	0	0	0	0	0	0	0
4:00	4346	72	61	98	46	1021.7	0	-0.1	0	+0.2	0	0.0	0	0	0	11	0	0	0	0	0	0	0
5:00	4151	69	58	92	41	1572.7	0	0.0	0	+0.2	0	0.0	0	0	0	32	0	0	0	1	0	0	0
6:00	4571	76	57	101	75	969.5	0	-0.2	0	+0.2	0	0.0	0	0	0	32	0	0	0	0	0	0	0
7:00	4297	72	62	97	48	1096.6	0	-0.1	0	+0.2	0	0.0	0	0	0	20	0	0	0	0	0	0	0
8:00	5145	85	66	109	54	1377.6	0	-0.8	0	0.0	0	-0.8	0	0	0	377	0	0	35	0	0	0	0
9:00	1614	115	102	117	57	1049.2	0	0.0	0	0.0	0	0.0	0	0	0	587	0	0	85	0	0	0	0
Totais	57124235	87			83	711.0	0	-1.3	0	-0.2	0	-1.1	0	0	0	8058	2	0	293	407	0	0	0

Copyright 1975-2012, Todos os direitos reservados. Versão: 4.0076.Physician Must Review Data Printed: 13/12/2018 07:50:49 2018

Data do exame
7/12/2018

S. Sampaio. Paulo R.

25mm/sec
Tiras de ECG

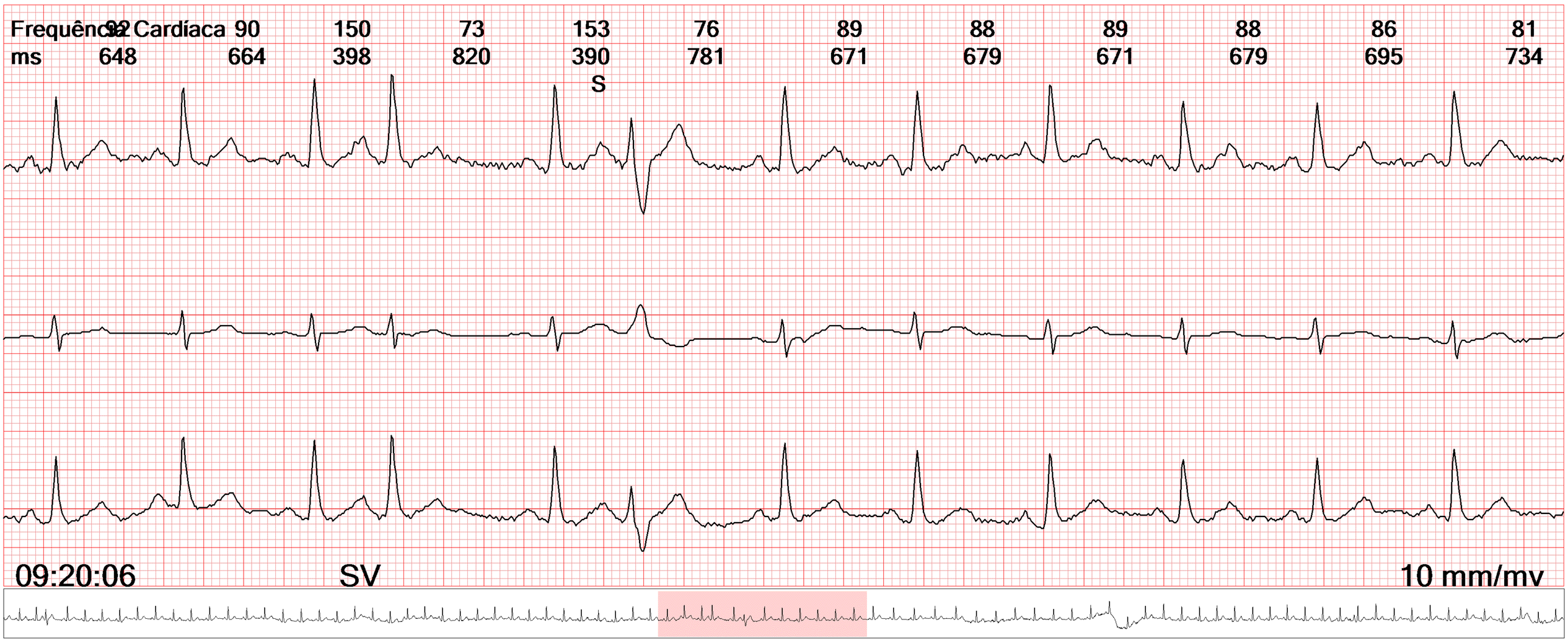

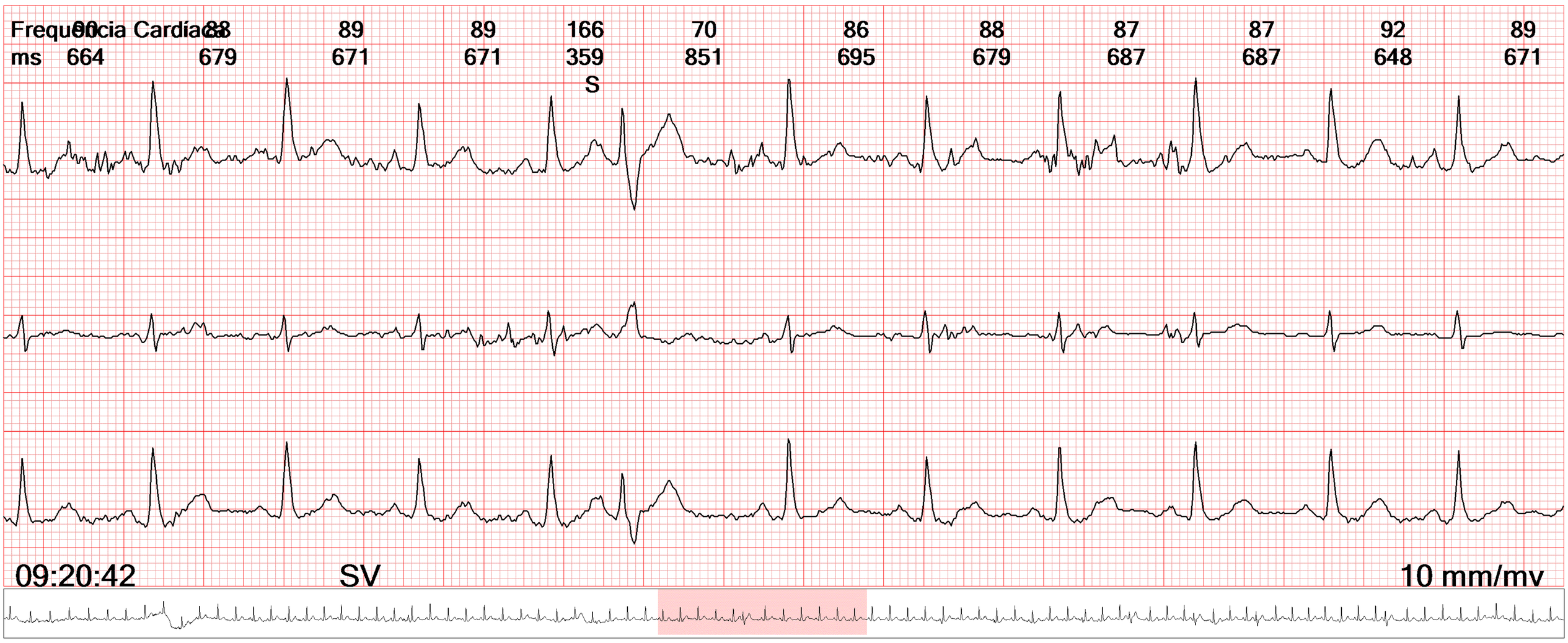

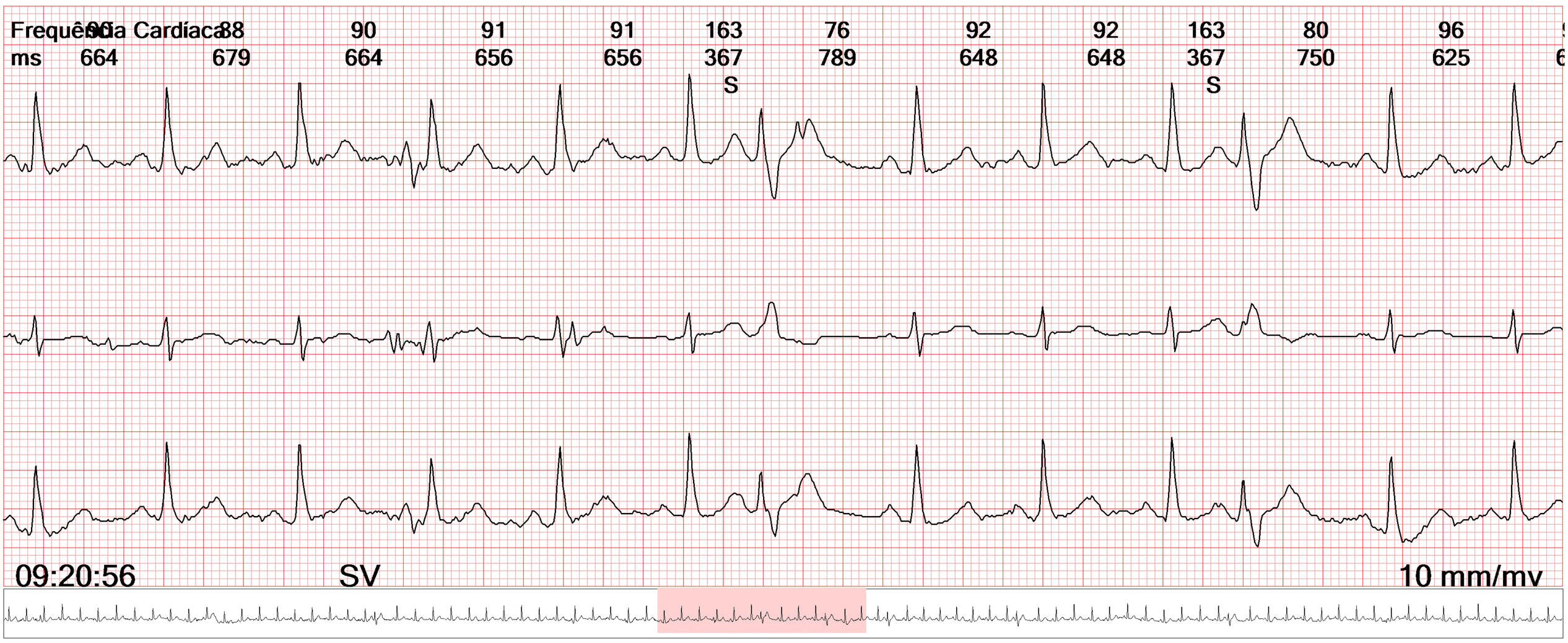

Copyright 1975-2012, Todos os direitos reservados. Versão: 4.0076.Physician Must Review Data
Printed: 13/12/2018 07:50:50 2018

Data do exame
7/12/2018

S. Sampaio. Paulo R.

25mm/sec
Tiras de ECG

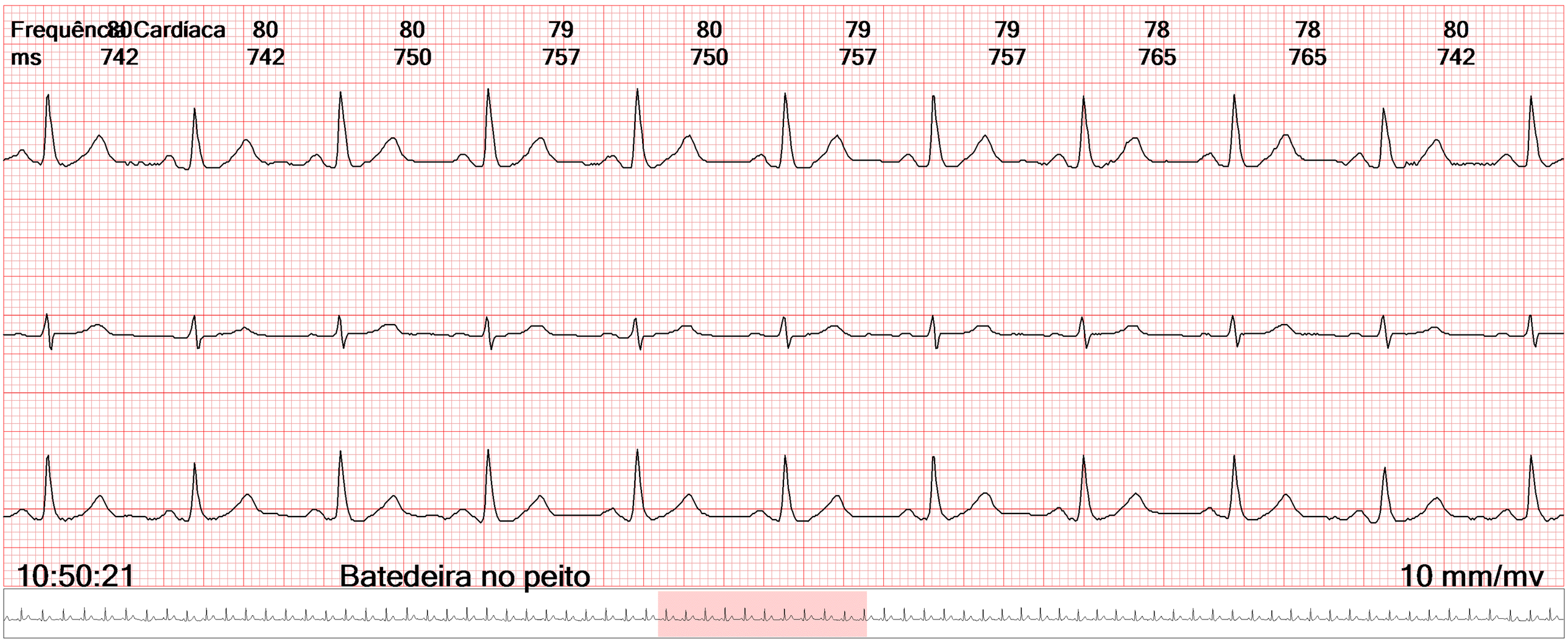

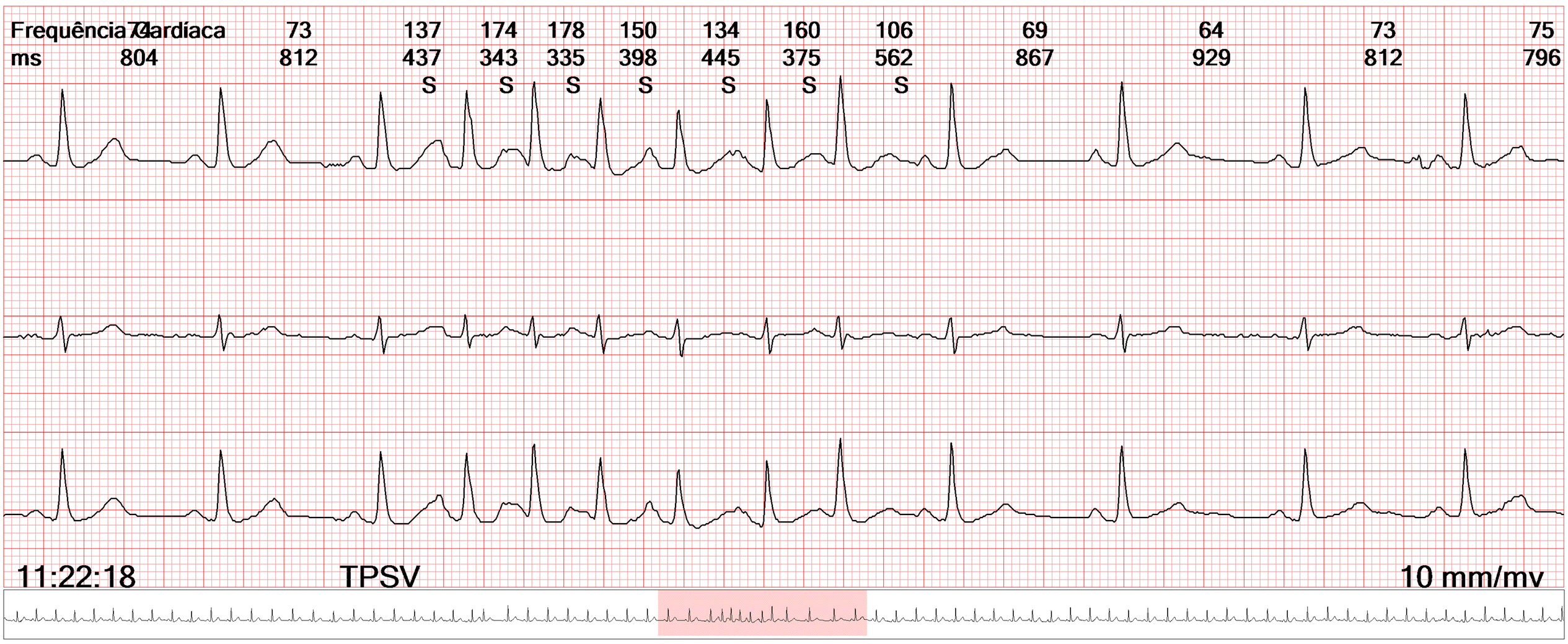

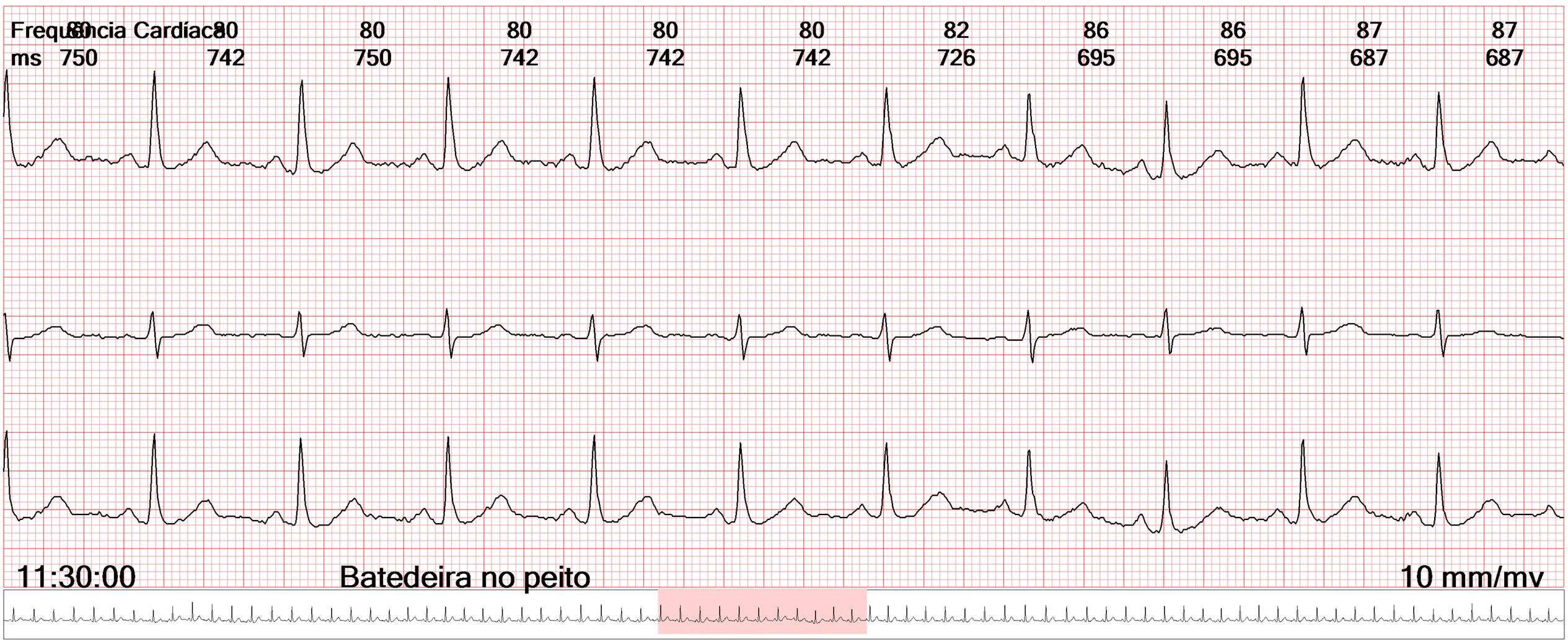

Copyright 1975-2012, Todos os direitos reservados. Versão: 4.0076.Physician Must Review Data
Printed: 13/12/2018 07:50:51 2018

Data do exame
7/12/2018

S. Sampaio. Paulo R.

25mm/sec
Tiras de ECG

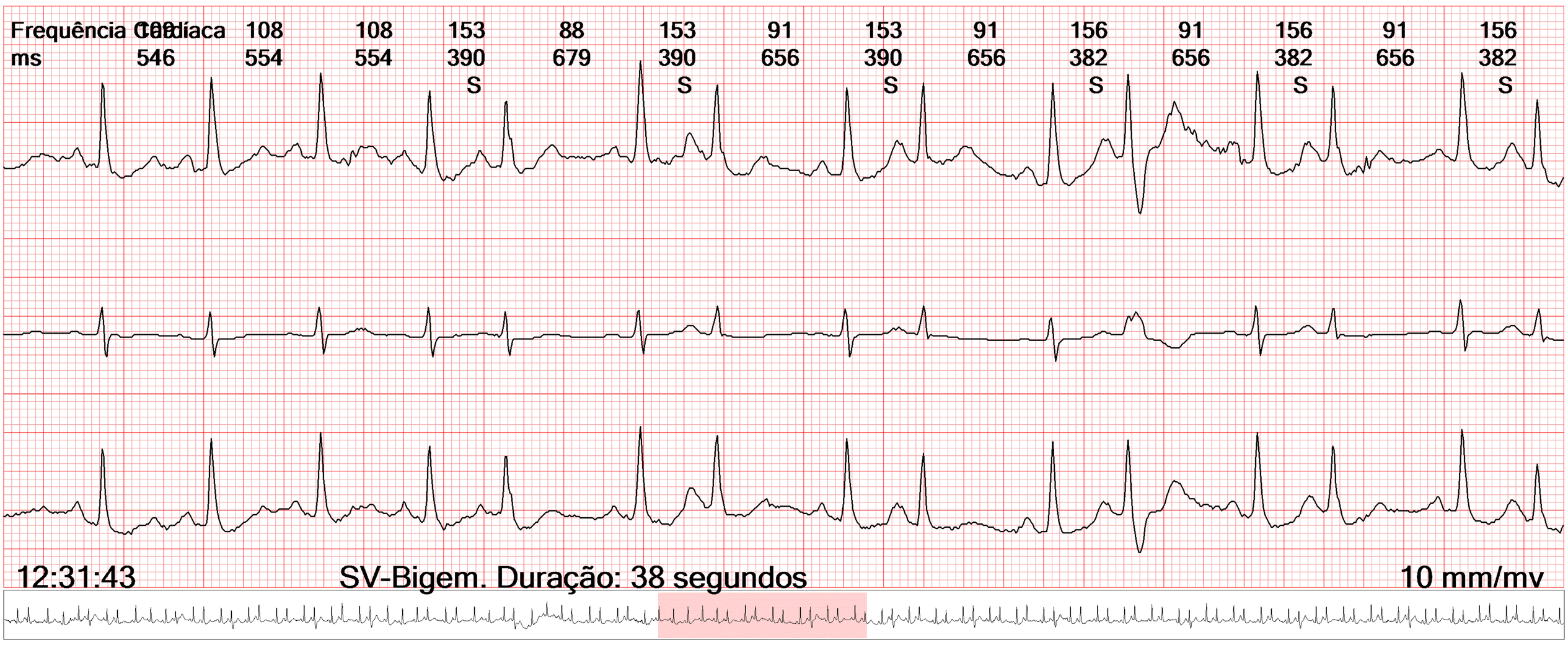

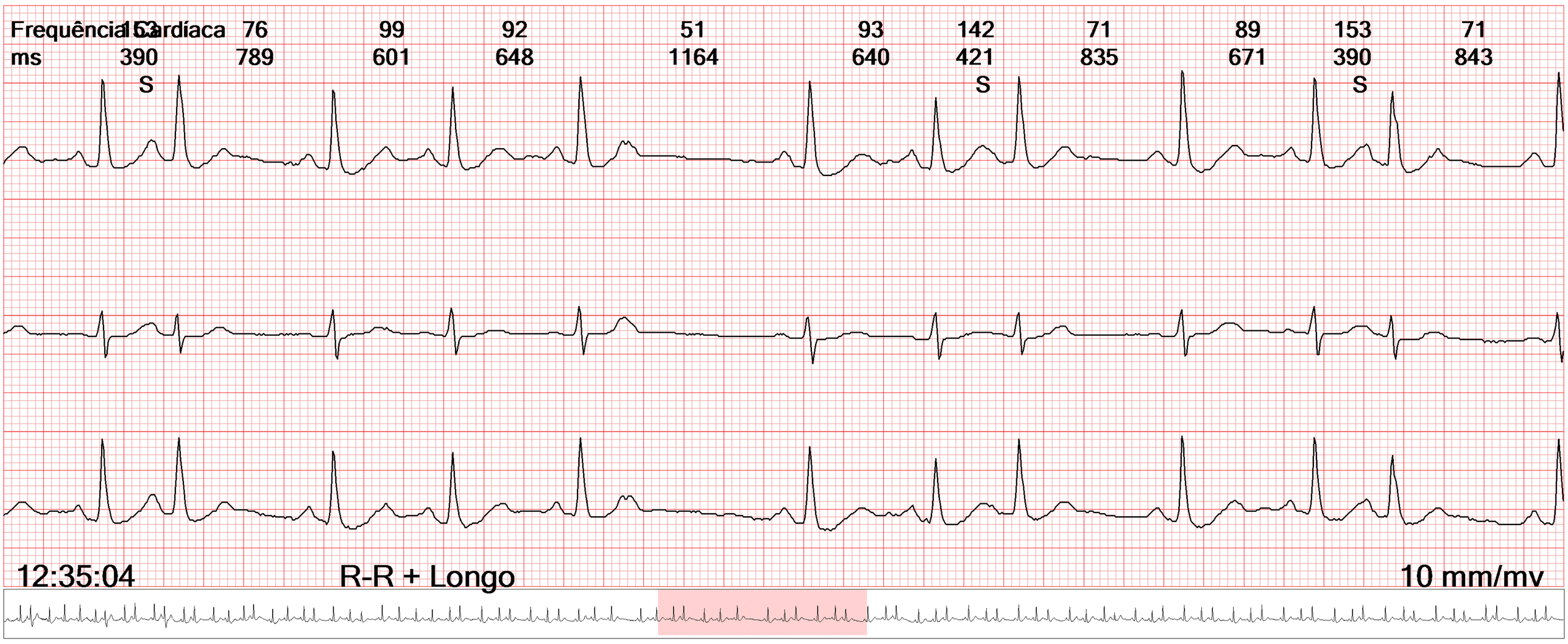

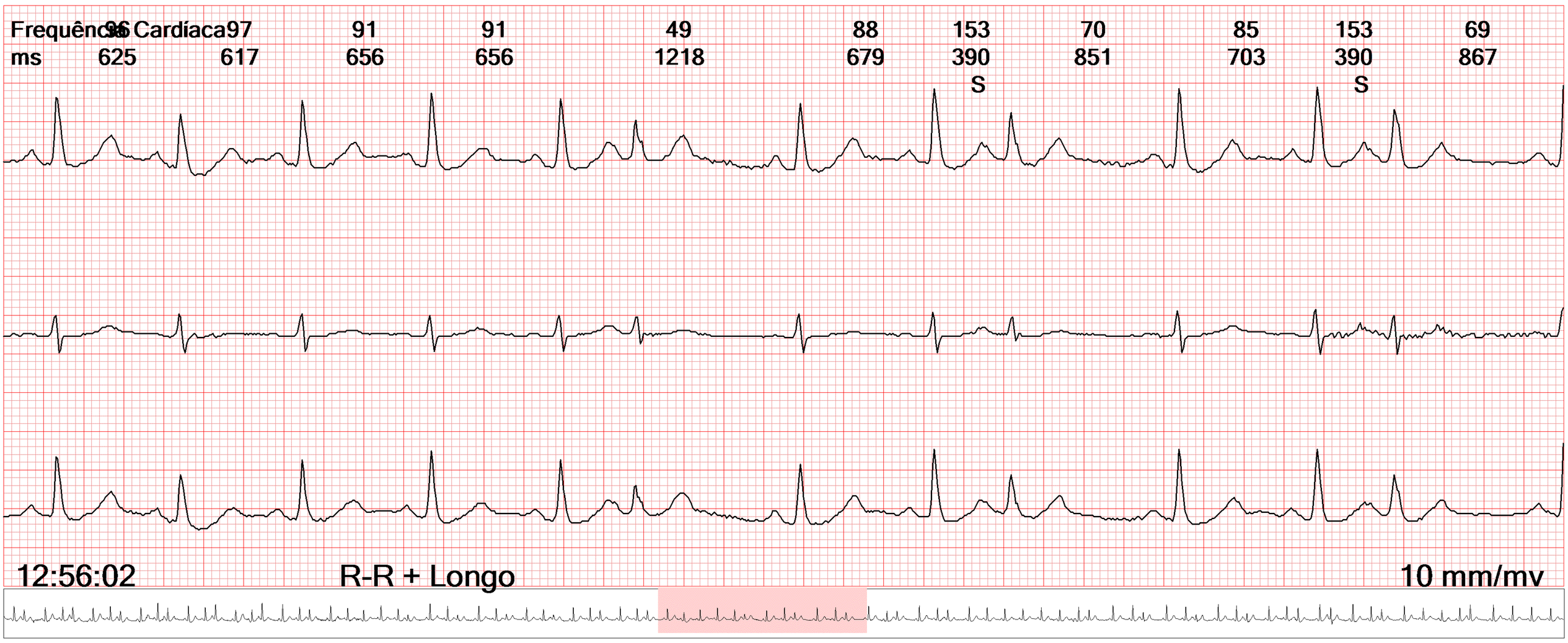

Copyright 1975-2012, Todos os direitos reservados. Versão: 4.0076.Physician Must Review Data
Printed: 13/12/2018 07:50:52 2018

Data do exame
7/12/2018

S. Sampaio. Paulo R.

25mm/sec
Tiras de ECG

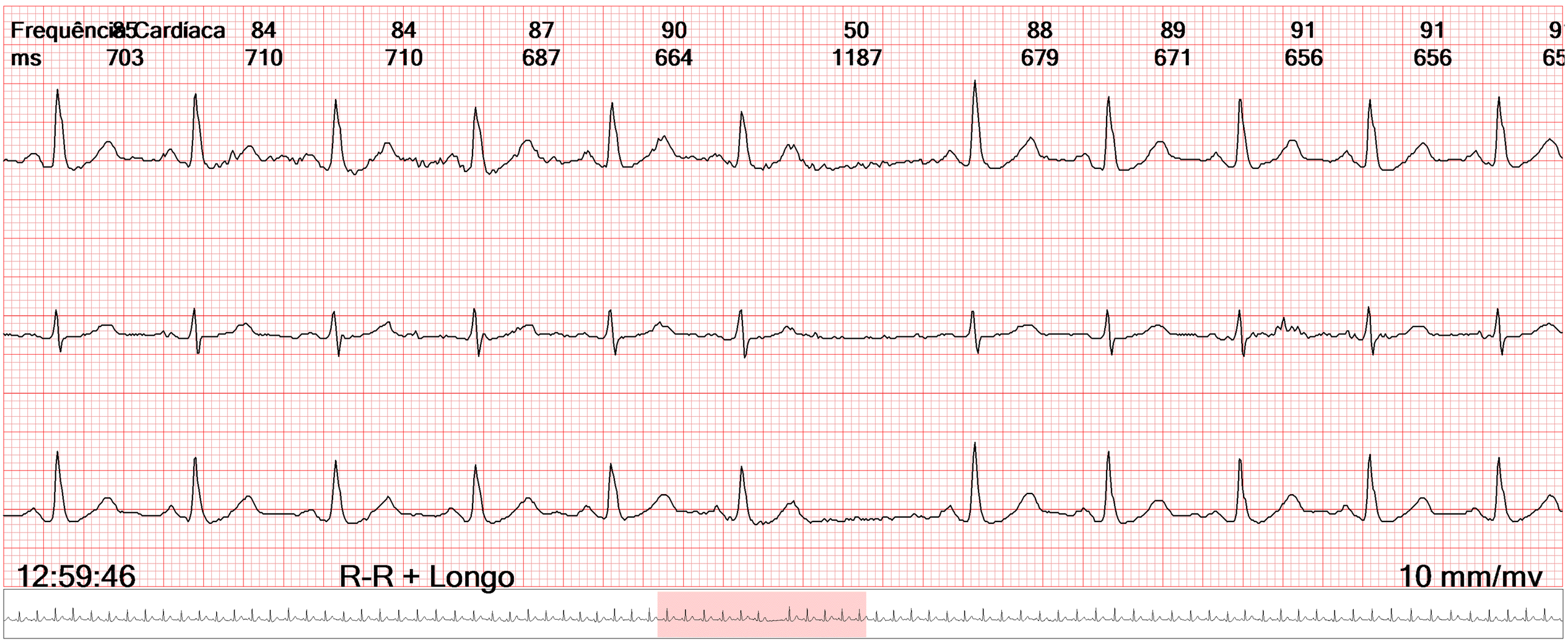

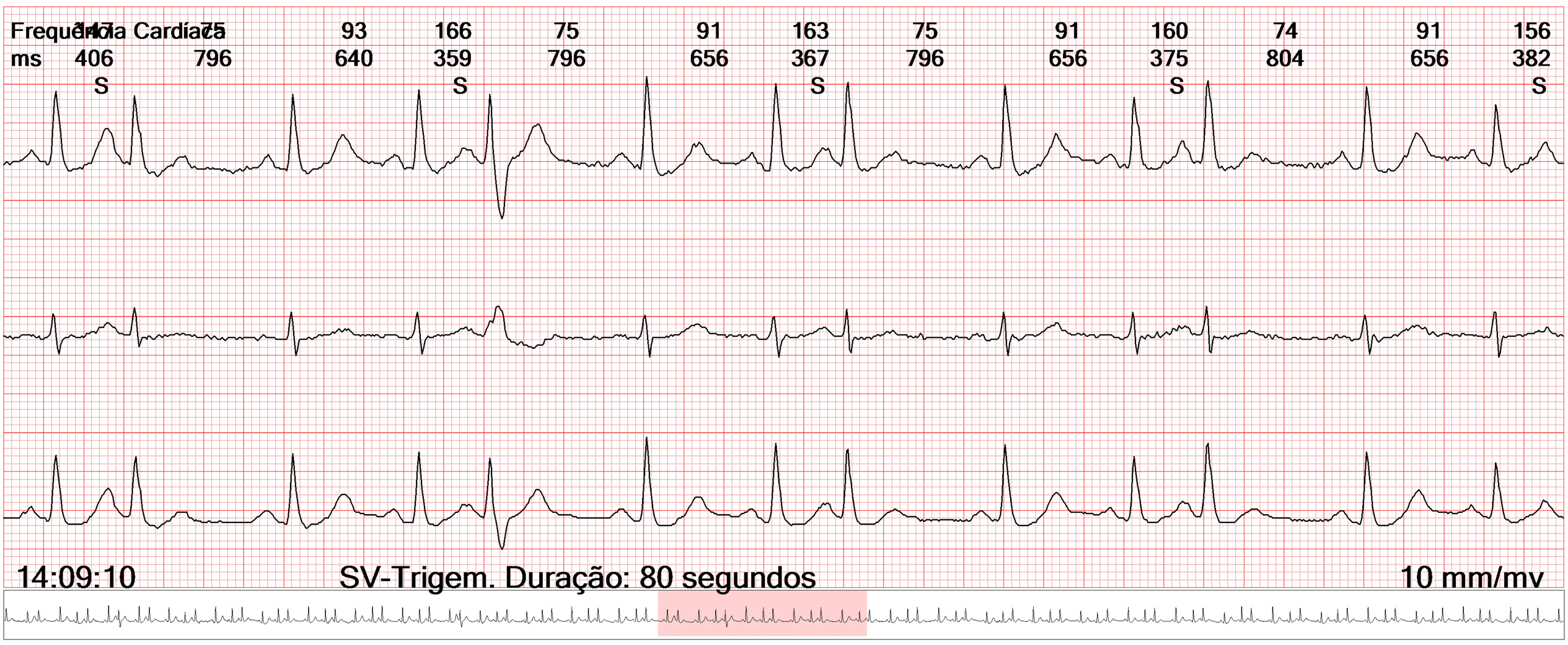

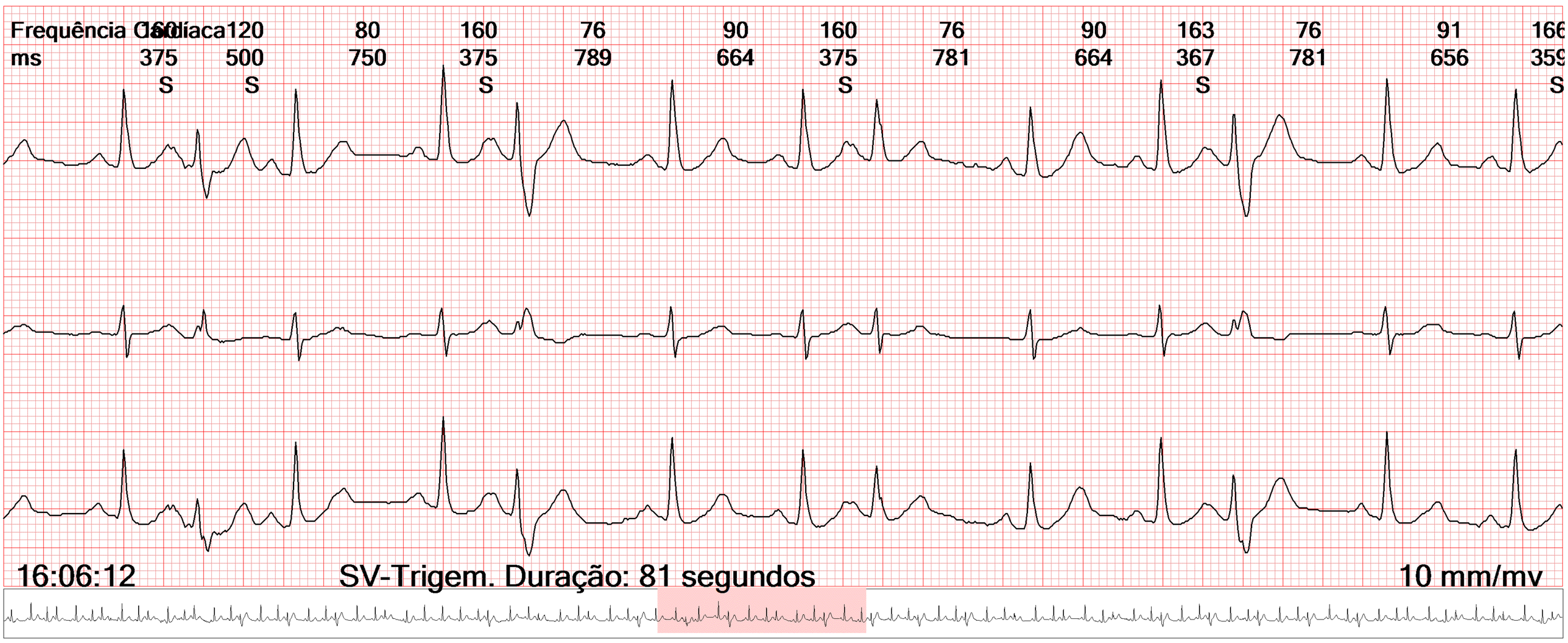

Copyright 1975-2012, Todos os direitos reservados. Versão: 4.0076.Physician Must Review Data
Printed: 13/12/2018 07:50:54 2018

Data do exame
7/12/2018

S. Sampaio. Paulo R.

25mm/sec
Tiras de ECG

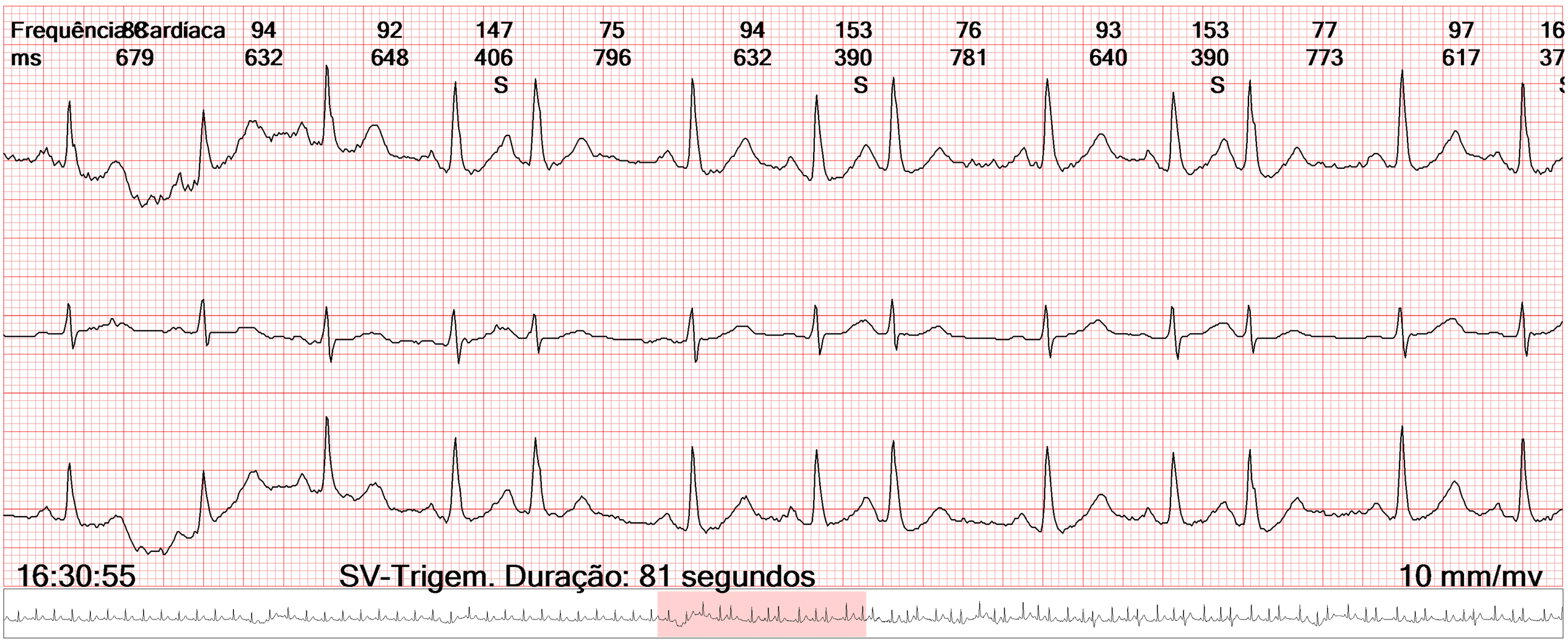

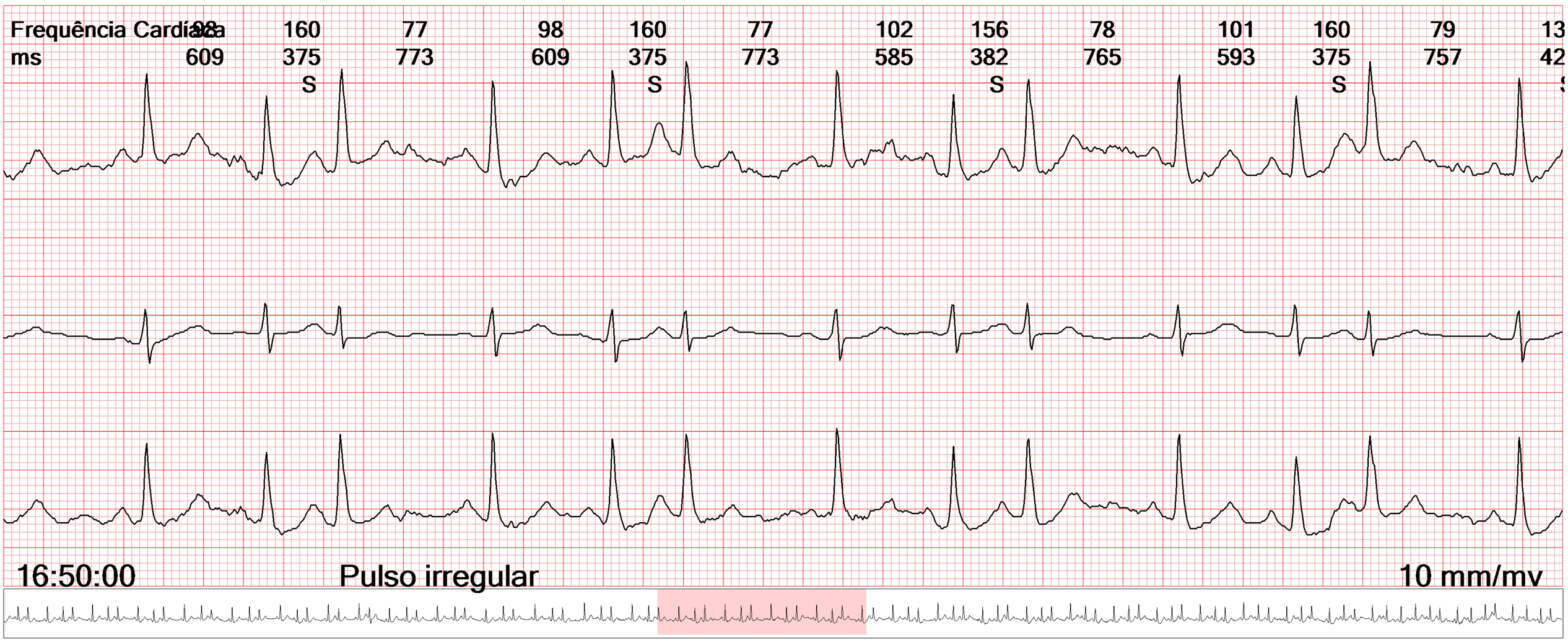

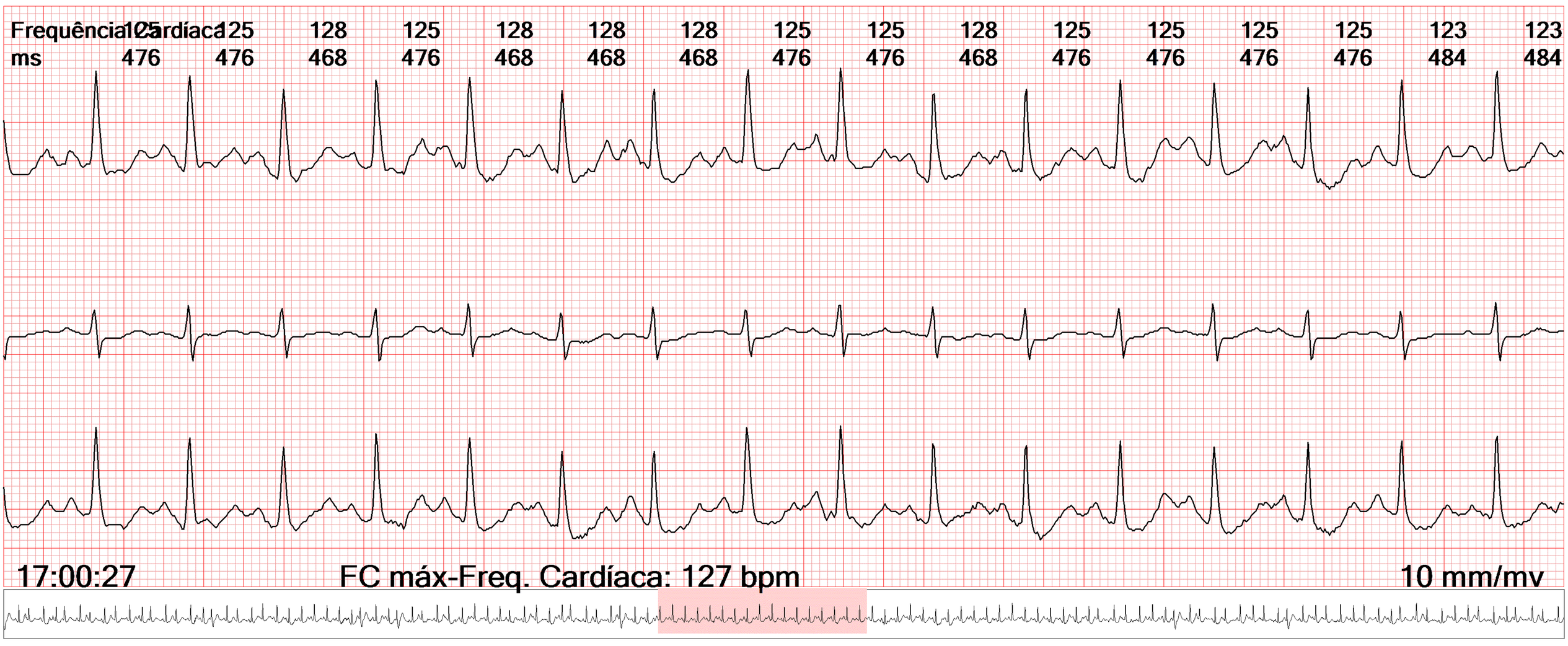

Copyright 1975-2012, Todos os direitos reservados. Versão: 4.0076.Physician Must Review Data

Data do exame
7/12/2018

S. Sampaio. Paulo R.

25mm/sec
Tiras de ECG

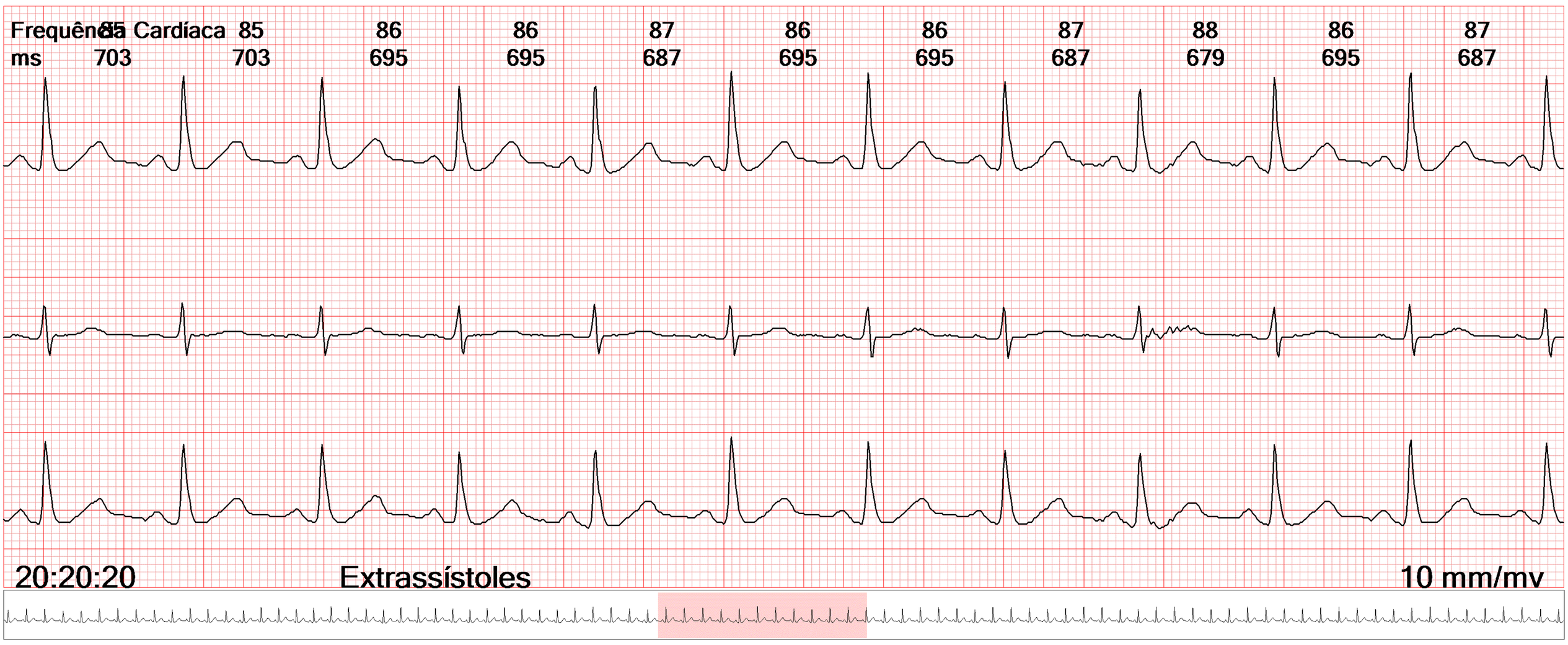

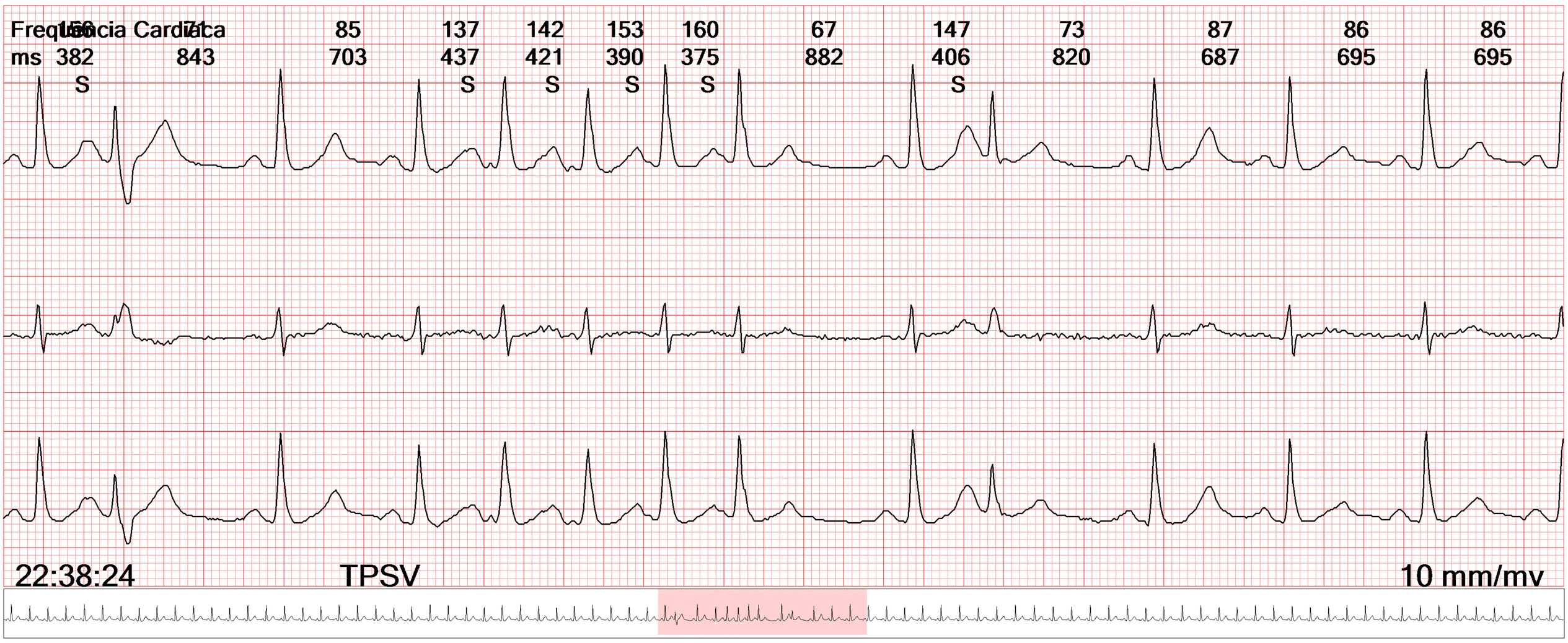

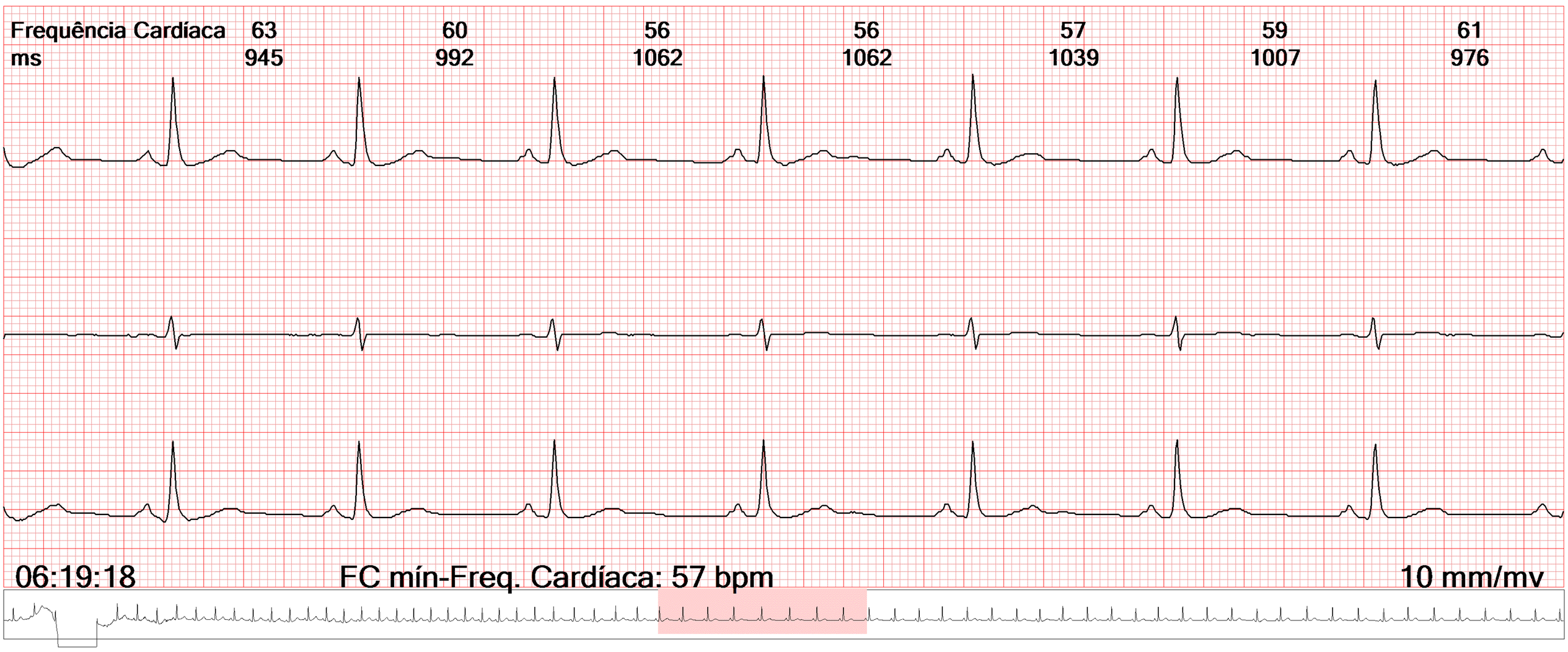

Copyright 1975-2012, Todos os direitos reservados. Versão: 4.0076.Physician Must Review Data
Printed: 13/12/2018 07:50:56 2018

Data do exame
7/12/2018

S. Sampaio. Paulo R.

25mm/sec
Tiras de ECG

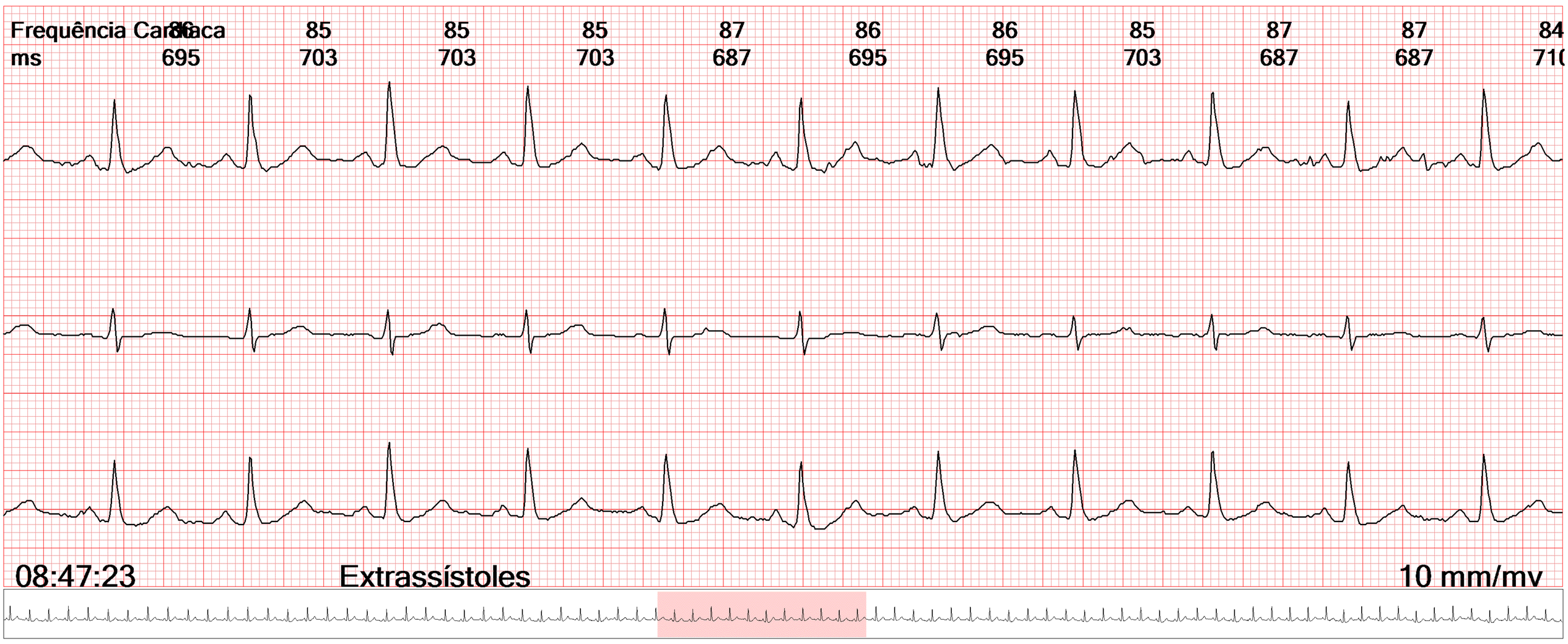

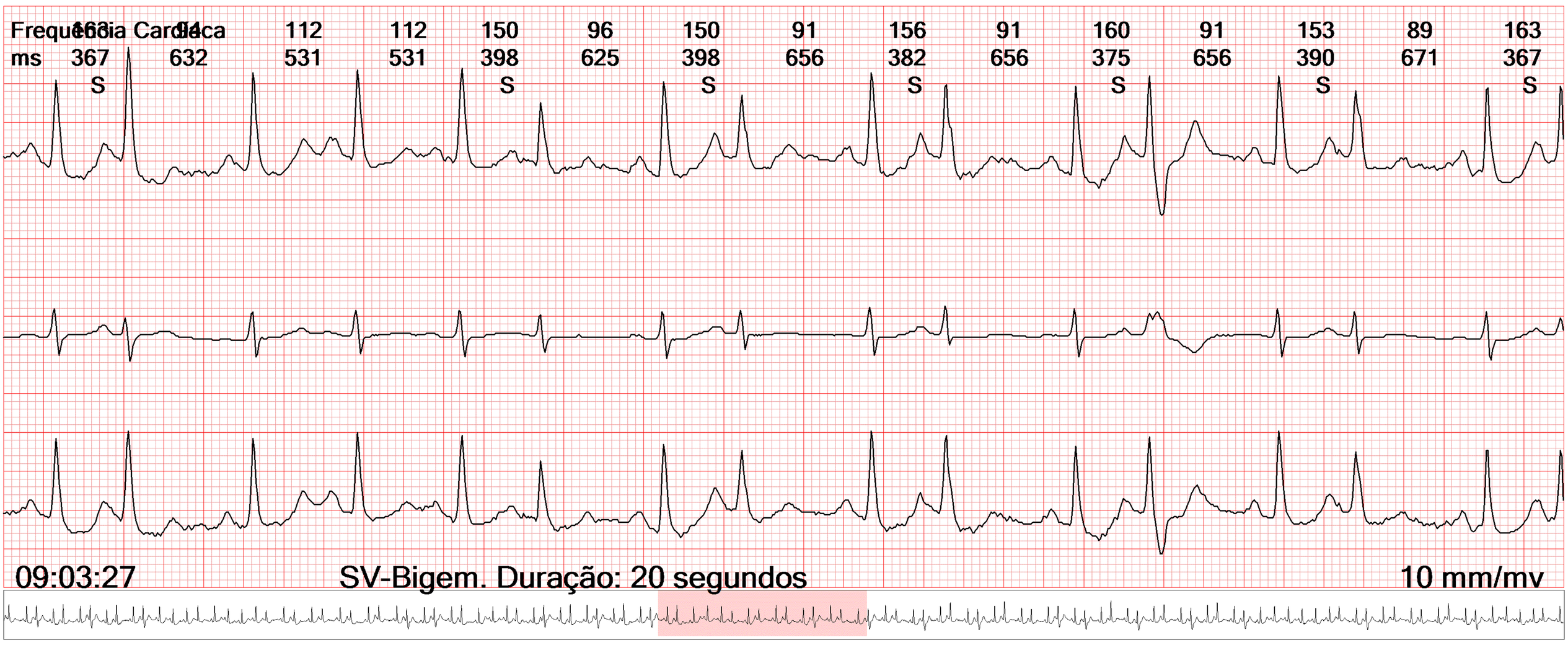

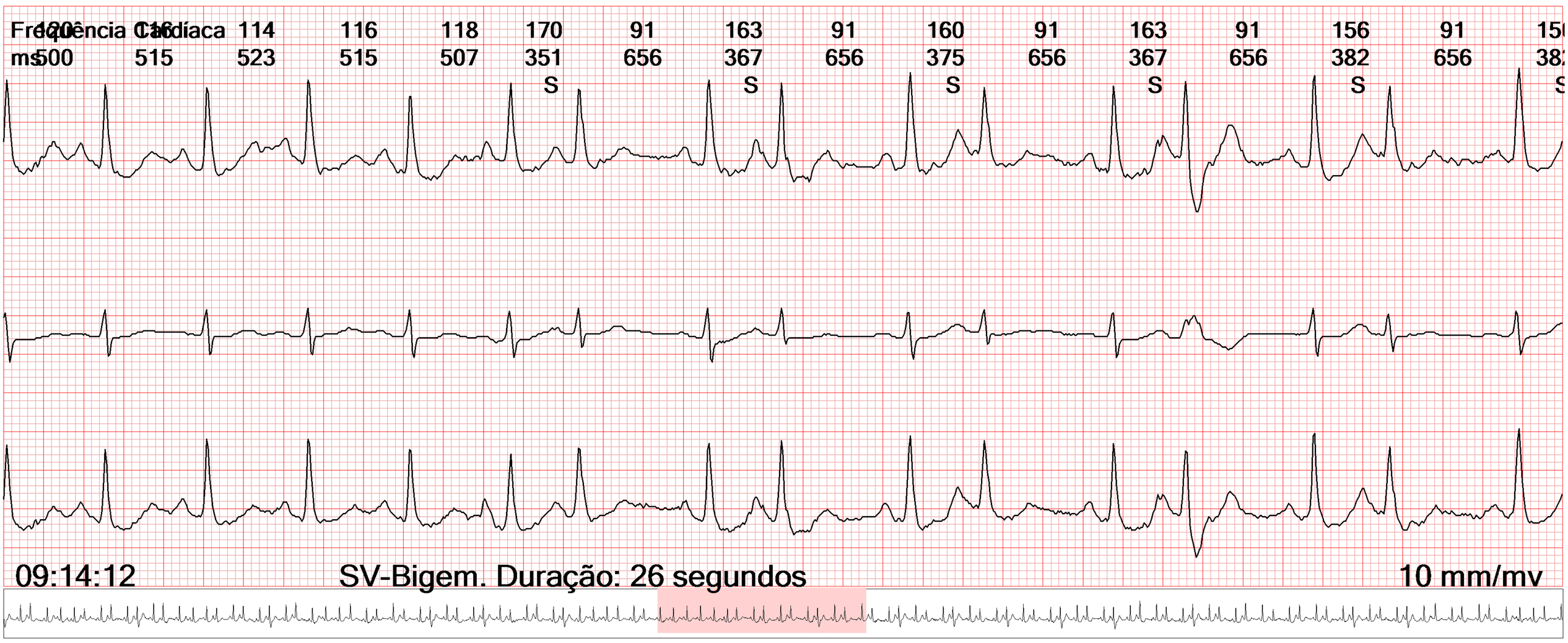

Copyright 1975-2012, Todos os direitos reservados. Versão: 4.0076.Physician Must Review Data
Printed: 13/12/2018 07:50:57 2018